

Kindergarten Readiness

CURRENT GOAL STUDENTS TO GOAL



Students who begin kindergarten prepared for success are more than twice as likely to read on grade level in the coming years, and are unlikely to need extra support or intervention in school.

EQUITY Readiness gaps exist between White students (75%), Black students (46%) and Hispanic and Asian students (33%).

Third Grade Reading

CURRENT GOAL STUDENTS TO GOAL

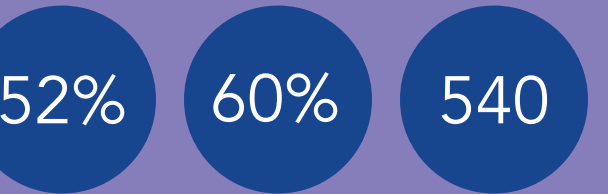


Reading is a gateway to learning. Students who meet or exceed minimum standards before the end of third grade will meet with success throughout school.

EQUITY White proficiency rates were 64%, followed by Asian students (55%), Hispanic students (46%) and Black students (29%).

Eighth Grade Math

CURRENT GOAL STUDENTS TO GOAL



Student confidence and skills in math are highly predictive of high school success and college readiness. Meeting or exceeding math proficiency standards leads to opportunities in advanced courses.

EQUITY 1 in 4 Black students and 1 in 3 Hispanic students were proficient. About half of all Asian students and 63% of Whites were proficient.

Ninth Grade Success

CURRENT GOAL STUDENTS TO GOAL

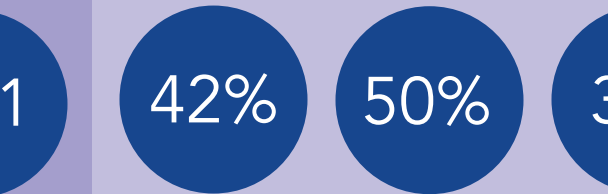


Students who finish ninth grade with a 3.1 GPA and 6.5 credits are on track for college readiness. These students have improved opportunities to follow interests and talents into career pathways.

EQUITY Females are 12% more successful than males. White success rates (62%) are significantly higher than Asian (51%) and Black (15%) rates.

College and/or Career Readiness

CURRENT GOAL STUDENTS TO GOAL

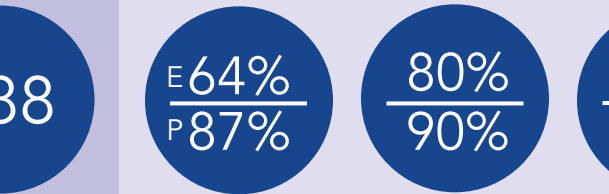


College readiness skills equip students for success regardless of their career pathways. We define college readiness as a minimum score on a college entrance exam, such as a 21 ACT® or 970 SAT®.

EQUITY White students have the highest readiness rates (50%), followed by Asian (41%), Hispanic (34%) and Black students (15%).

College Enrollment and Persistence

CURRENT GOAL STUDENTS TO GOAL



Certifications and degrees support career advancement. Most future careers will require advanced training beyond high school. College enrollment and persistence are critical economic drivers.

EQUITY College enrollment is highest among Asian students (73%), followed by White (70%), and Black and Hispanic (56%) students.

Collective Impact - FY 2016

- 17 school districts
- 60+ out of school time partners
- 130+ preschools (2,500 students)
- 77k Summit County students

For more details about the data in this piece, visit seisummit.org/scorecard.

Prepared,
Passionate
&
Persistent

Summit
Education
Initiative

A Report on
Educational Attainment
in Summit County
2016



**Moving the Needle in
Kindergarten Readiness**

SEI continues to support the Transition Skills Summary project, measuring kindergarten readiness skills for over half the children entering school in Summit County each year. We also deployed over 2,000 16 for Success kits to help families support child development through games.



**Moving the Needle in
Third Grade Reading**

Working with local schools and The University of Akron's Center for Literacy, we validated the positive effects of two early literacy interventions: structured tutoring in school and meaningful family activities in the home. Both programs are currently expanding.



**Moving the Needle in
Eighth Grade Math**

We continue to develop projects to increase students' confidence and persistence in middle grades math. SEI also launched the Rubber City Math Teachers' Circle with the Summit Educational Service Center, The University of Akron professors, and area teachers to increase teacher engagement with rigorous math content.



**Moving the Needle in
Ninth Grade Success**

Partner teams from 26 Summit County high schools meet quarterly to discuss data trends and share best practices that support student success. These schools set measurable targets each year for successful high school transitions, career planning and college readiness.



**Moving the Needle in
College and/or Career Readiness**

Our practice math course for the ACT® test produced significant gains among area high school students in 2016. Now, students across Summit County use the course. We are also working to recruit adults into high-value credential and degree programs with nonprofit and higher education partners.



**A *Bold* Goal
48,000 Degrees**

SEI has embarked on increasing Summit County's degree attainment to 48,000 new college degrees and high-value credentials by 2025. When we achieve this goal, Summit County will be among the top 10 percent of urban counties in the U.S. for educational attainment growth.